



**RECOMMENDED
MF PORTFOLIO**

Liquid Portfolio



WEALTH

**FINANCIAL
PRODUCTS
DISTRIBUTORS
NETWORK**

Portfolio Insights

Liquid Portfolio






About Liquid Portfolio

This portfolio is designed to invest in Liquid schemes which generates reasonable returns with high level of safety and liquidity

Inception Date 4th May 2020	Suitable for Conservative Investor	
Risk-o-meter Low to Moderate	Tenure Suitability 3+ Months	
Benchmark AVG. LIQUID FUND	Min. Investment ₹50,000/-	Min. SIP ₹5,000/-
Scheme Count 5 Scheme	Lockin Period NIL	

Portfolio Composition

Debt - 100%

	Canara Robeco Liquid Fund - Regular Plan – Gr Liquid Fund	20.00%		DSP Liquidity Fund - Regular Plan Liquid Fund	20.00%
	HSBC Liquid Fund – Gr Liquid Fund	20.00%		Invesco India Liquid Fund – Gr Liquid Fund	20.00%
	NJ Overnight Fund - Gr Overnight Fund	20.00%			

Fund Manager Details

Scheme Name	Fund Manager Name	No. of Managing Schemes	Managing underlying scheme since
Canara Robeco Liquid Fund - Regular Plan – Gr	Kunal Jain	6	Jul-2022
	Avnish Jain	11	Mar-2022
DSP Liquidity Fund - Regular Plan	Shalini Vasanta	6	Feb-2025
	Karan Mundhra	9	Apr-2021
HSBC Liquid Fund – Gr	Mahesh Chhabria	15	Feb-2025
	Shriram Ramanathan	10	Nov-2022
Invesco India Liquid Fund – Gr	Krishna Cheemalapati	19	Apr-2011
	Prateek Jain	2	Feb-2022
NJ Overnight Fund - Gr	Viral Shah	5	Oct-2022
	Dhaval Patel	5	Mar-2023

Note: • Source:- ACE MF | Data as on 28th February 2025

Portfolio Insights

Liquid Portfolio

Portfolio Performance

Portfolio	Median Rolling Return %					% of Observations with Returns Above 10%	
	1 Year	2 Years	3 Years	4 Years	5 Years	2 Years	3 Years
Liquid Portfolio	5.78	5.67	5.67	5.63	NA	0.00	0.00

Note:

- Source:- NJ Internal
- Data from Portfolio Inception 4th May 2020 to 28th February 2025
- Total number of Observations:- 1 Yr - 1396, 2 Yrs - 1031, 3 Yrs - 666, 4 Yrs - 301

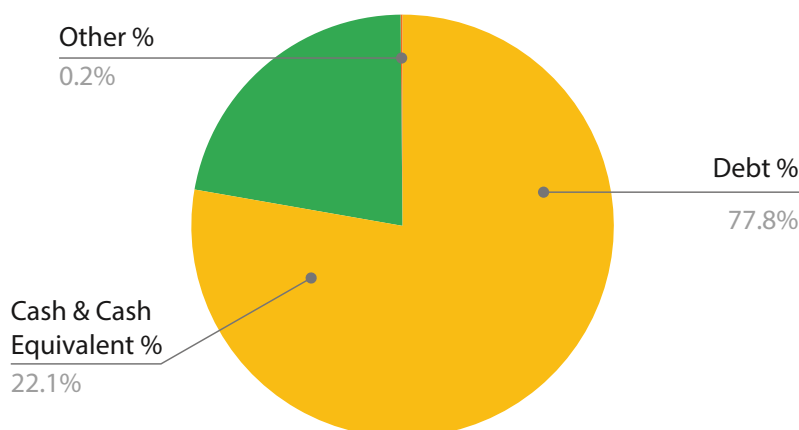
Portfolio Risk Measures

Portfolio	2 Years	3 Years
	Liquid Portfolio	Liquid Portfolio
Total Number of Observations	1031	666
Number of Observations with Negative Returns (%)	0.00	0.00
Minimum Return (%)	3.61	4.48

Note:

- Source:- NJ Internal
- Data from Portfolio Inception 4th May 2020 to 28th February 2025

Portfolio - Asset Allocation



Note:

- Source:- ACE MF
- Data as on 28th February 2025

Portfolio Insights

Liquid Portfolio

Portfolio - Asset Type Exposure

Instrument Type	Canara Robeco Liquid Fund - Regular Plan – Gr	DSP Liquidity Fund - Regular Plan	HSBC Liquid Fund – Gr	Invesco India Liquid Fund – Gr	NJ Overnight Fund - Gr
Alternative Investment Fund	0.16	0.20	0.21	0.22	NA
Cash & Cash Equivalents and Net Assets	3.44	4.02	-0.15	3.12	100.00
Certificate of Deposits	38.05	37.04	29.77	29.33	NA
Commercial Papers	38.02	39.81	49.07	46.07	NA
Corporate Debt	NA	1.16	NA	NA	NA
Government Securities	NA	7.07	NA	NA	NA
Treasury Bills	20.32	10.70	21.10	21.26	NA
Total	100.00	100.00	100.00	100.00	100.00

Note:

- Source:- ACE MF
- Data as on 28th February 2025

Scheme Insights

Liquid Portfolio

Scheme Details

Scheme Name	Inception Date	AUM	Expense Ratio
Canara Robeco Liquid Fund - Regular Plan – Gr	15-Jan-2002	5,294	0.19
DSP Liquidity Fund - Regular Plan	11-Mar-1998	22,387	0.20
HSBC Liquid Fund – Gr	4-Dec-2002	20,043	0.22
Invesco India Liquid Fund – Gr	17-Nov-2006	14,276	0.22
NJ Overnight Fund - Gr	1-Aug-2022	178	0.15

Note:

- Source:- ACE MF
- AUM Data as on 28th February 2025
- Expense Ratio as on 28th February 2025, data is for regular plans

Scheme Rating Exposure

Scheme Name	SOV	AAA and Equivalent	AA & Lower Rated	Avg Maturity (Month)	No Of Debt Securities
Canara Robeco Liquid Fund - Regular Plan – Gr	20.32	79.51	0.16	1.08	49
DSP Liquidity Fund - Regular Plan	17.77	82.04	0.20	1.56	113
HSBC Liquid Fund– Gr	21.10	78.69	0.21	1.51	71
Invesco India Liquid Fund – Gr	21.26	78.52	0.22	1.50	84
NJ Overnight Fund - Gr	NA	100.00	NA	0.10	NA

Note:

- Source:- ACE MF
- Data as on 28th February 2025

Scheme Insights

Liquid Portfolio

Scheme Performance

Liquid Portfolio Scheme Name	Rolling Median Return(%)		Drawdown %	1 Year Negative Obs %	3 Year Negative Obs %
	3 Years	5 Years			
Canara Robeco Liquid Fund - Gr	4.58	5.10	-0.02	0.00	0.00
DSP Liquidity Fund - Gr	4.56	5.18	-0.14	0.00	0.00
HSBC Liquid Fund - Gr	4.57	5.18	-0.27	0.00	0.00
Invesco India Liquid Fund - Gr	4.57	5.17	-0.20	0.00	0.00
NJ Overnight Fund - Gr	N.A.	N.A.	N.A.	N.A.	N.A.
Average of above Schemes	4.57	5.16	-0.16	0.00	0.00

Note:

- Source:- NJ Internal
- Rolling Median Returns calculated by taking Median of 3 Years & 5 Years Daily Rolling between 28th February 2019 to 28th February 2025.
- Number of Rolling Median Return Observation:- 3 Years - 1096 & 5 Years - 366
- Drawdown Period:- 28th February 2019 to 28th February 2025.
- Negative Observations Period:- 28th February 2019 to 28th February 2025.
- Number of Negative Observations:- 1 Year - 1826 & 3 Years - 1096

"Past performance may or may not be sustained in future and is not a guarantee of any future returns".

www.njwealth.in



Disclaimer: NJ India Invest Private Limited (NJ) is a mutual fund distributor. The NJ Recommended Portfolio is curated based on our research and analysis. The information contained herein does not constitute, and should not be construed as, investment advice or a recommendation to buy, sell, or otherwise transact in any security or investment product or an invitation, offer or solicitation to engage in any investment activity. It is not personalized investment advice and does not guarantee returns or suitability for any specific client. Clients are strongly advised to discuss with your NJ Partner to assess your risk appetite, financial goals, and investment needs to understand the best suitable portfolio that aligns with your requirements before making any investment decisions. NJ assumes no liability for any investment decisions made based on this portfolio. To the extent that any information is regarding the past performance of securities or

investment products, please note such information is not a reliable indicator of future performance and should not be relied upon as a basis for an investment decision. Past performance does not guarantee future performance and the value of investments and the income from them can fall as well as rise. No investment strategy is without risk and markets influence investment performance. Investment markets and conditions can change rapidly, and investors may not get back the amount originally invested and may lose all of their investment.

Mutual fund investments are subject to market risks, read all scheme related documents carefully before investing.

NJ INDIA INVEST PRIVATE LIMITED (AMFI REGISTERED MUTUAL FUND DISTRIBUTOR - ARN 0155)